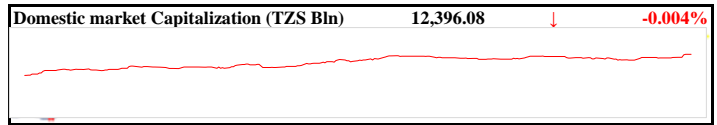
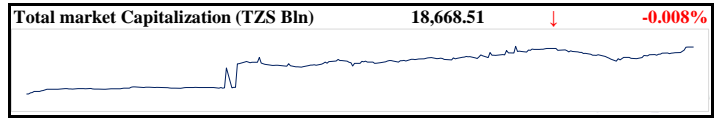


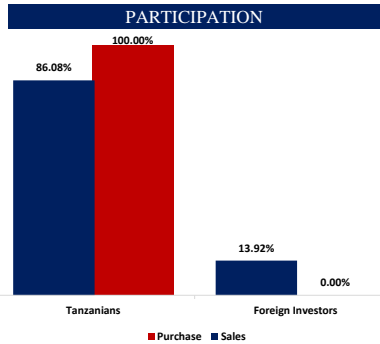
DAILY MARKET REPORT ~ DAR ES SALAAM STOCK EXCHANGE
27-Jan-25

| | |
|---------------------------|------------------------|
| Market turnover ~ TZS Bln | +394.7% 2.94 |
| Volume traded | 1,552,215 |
| Net Cash Outflow~ TZS Mln | 409.38 |



Graphs shows movement of capitalization Year to Date

| GAINERS & LOSERS | PRICE | %Δ | 1M | YTD |
|-----------------------|-------|--------|--------|--------|
| Mkombozi Commercial B | 560 | -3.45% | +3.70% | +3.70% |



| MOVERS | TICKER | PRICE (TZS) | VOLUME | TURNOVER (TZS) | % YTD |
|---------------------------------|--------|-------------|-----------|----------------|-------|
| NMB Bank Plc | NMB | 5,600 | 407,325 | 2.2 Bln | 4.67% |
| CRDB Bank Plc | CRDB | 670 | 1,034,936 | 698.1 Mln | 0.00% |
| Mkombozi Commercial Bank Plc | MKCB | 560 | 34,832 | 19.5 Mln | 3.70% |
| National Investment Company Ltd | NICO | 660 | 11,643 | 7.7 Mln | 3.13% |
| DCB Commercial Bank Plc | DCB | 140 | 50,696 | 7.1 Mln | 3.70% |

| MARKET INDICES | Point | Change (Pts) | % | 1M | YTD |
|-----------------------|----------|--------------|---------|--------|--------|
| DSEI | 2,235.58 | -0.17 | -0.008% | +4.48% | 4.48% |
| TSI | 4,676.42 | -0.18 | -0.004% | +1.25% | 1.25% |
| Industrial and Allied | 5,070.13 | 0.00 | 0.000% | +0.50% | 0.50% |
| Banking & Investment | 5,943.06 | -0.59 | -0.010% | +2.75% | 2.75% |
| Commercial services | 2,134.27 | 0.00 | 0.000% | -0.20% | -0.20% |

FIXED INCOME MARKET

| Transaction Value (TZS Bln) | | 13.1490 | | Deals | | 17 | |
|-----------------------------|--------|---------|-------|------------|----------|----------|--------|
| Face Value (TZS Bln) | | 12.4681 | | | | | |
| Issuer | Coupon | Term | Deals | Face value | Turnover | Av.Price | Av.YTM |
| Government | 14.00% | 10 | 3 | 0.1150 | 0.1150 | 100.68% | 13.88% |
| NMB | 9.50% | 3 | 3 | 0.0040 | 0.0036 | 92.00% | 14.66% |
| Government | 15.75% | 25 | 4 | 11.9850 | 12.6920 | 105.05% | 14.97% |
| Government | 15.49% | 20 | 2 | 0.1501 | 0.1529 | 102.03% | 15.13% |
| Government | 12.56% | 25 | 1 | 0.1350 | 0.1117 | 82.75% | 15.28% |
| Government | 15.95% | 25 | 2 | 0.0440 | 0.0462 | 102.75% | 15.51% |
| CRD | 10.21% | 5 | 2 | 0.0350 | 0.0276 | 78.50% | 18.40% |